



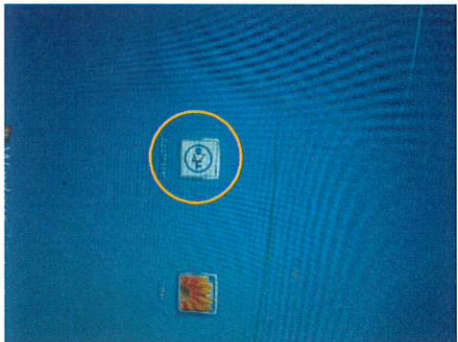
PULVERABFÜLLUNG IN EINZELNEN SCHRITTEN ☺



Schritt 1:



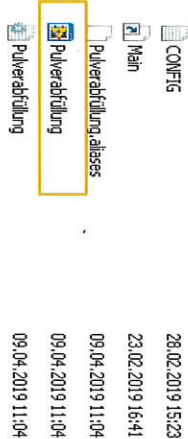
Schritt 2:



Schritt 3:




Schritt 4:



Schritt 5:




Schritt 6:



Schritt 7:



Schritt 8:




Schritt 9:
nach dem befüllen schließen!



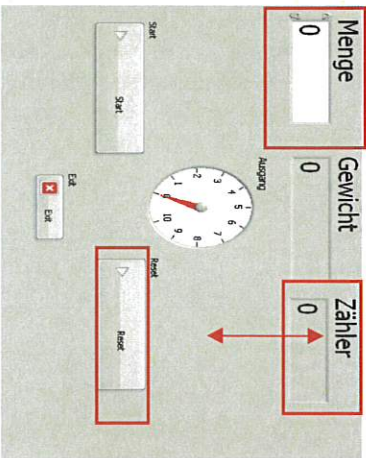
Schritt 10:




Schritt 11:
Wenn da ein Tiegel steht ist es Betriebsbereit!



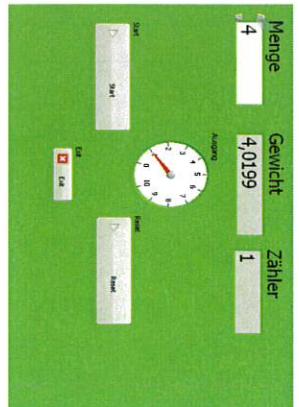
Schritt 12:



Schritt 13:



Schritt 14:



Schritt 15:


Schritt 16:

Schritt 17:


Schritt 18:

Schritt 19:


Schritt 20:




Schritt 21:



Schritt 22:



Schritt 23:



Bitte das Gerät gründlich
reinigen sonst
funktioniert es nicht
richtig!!! ☺